

Progress Report 2019-2020

Total Number of Pupils by Phase

Key Stage	Years	Total # of Pupils within Key Stage	Total # of Pupils at End of Key Stage
EYFS	Nursery & Reception	9	8
Key Stage 1	Year 1, 2	7	3
Key Stage 2	Year 3, 4, 5, 6	26	4
Key Stage 3	Year 7, 8, 9	42	16
Key Stage 4	Year 10, 11	14	7
Key Stage 5	Year 12, 13, 14	46	12
Total	All	144	51

Overview and Context

At Linden Lodge School, summative reporting on pupil progress is based on evaluations of how each individual pupil has responded to their learning targets. This ensures the meaningful implementation of each individual Education, Health and Care Plan (EHCP) and a curriculum which enables holistic development towards the 'Aspirational Outcomes' outlined within them. All targets relate to the curriculum pathways

Overview of Departments at Linden Lodge

Early Years Foundation Stage + (2-5 years) Learner follow the EYFS curriculum through the Early Years. This is a developmental curriculum, which plays a diagnostic role in establishing which of the three Curricula the child begins at the end of Early Years. The three key areas on the core EYFS curriculum are: Communication and Language, Physical Development and Personal, Social and Emotional Development.						
Primary Department (5-11 years) – primary phase offers access to two pathways:			Secondary Department (11-16 years) – secondary department offer access to two pathways			The Alba Centre (2-19 years). Pupils follow MSI Curriculum. Pupils are based in The Alba Centre for deafblind. This pathway covers all abilities and the curriculum is based on the Victoria School curriculum bridging PMLD, SLD and beyond.
Pre-formal Pathway + For learners with Profound and Multiple Difficulties. Pupils are based in The Harris Centre	Semi-formal Pathway + For learners with Severe Learning Difficulties	Formal Pathway + For pupils with Mild to Moderate Learning Difficulties and SEMH.	Pre-formal Pathway + For learners with Profound and Multiple Difficulties. Pupils are based in The Harris Centre	Semi-formal Pathway + For learners with Severe Learning Difficulties	Formal Pathway + For pupils with Mild to Moderate Learning Difficulties and SEMH (The Minerva Centre).	
<ul style="list-style-type: none"> ○ My Communication ○ My Cognition ○ My Body ○ Me and My Community ○ My Care and Independence 	<ul style="list-style-type: none"> ○ My Communication ○ My Thinking ○ My Body ○ Myself ○ My Creativity ○ Me and My Community ○ How My World Works 	<ul style="list-style-type: none"> ○ English ○ Maths ○ Science ○ Humanities ○ Modern Foreign Languages ○ Creative Arts ○ Physical Education 	<ul style="list-style-type: none"> ○ My Communication ○ My Cognition ○ My Body ○ Me and My Community ○ MY Care and Independence 	<ul style="list-style-type: none"> ○ My Communication ○ My Thinking ○ My Body ○ Myself ○ My Creativity ○ ME and My Community ○ How My World Works 	<ul style="list-style-type: none"> ○ English ○ Maths ○ Science ○ Humanities ○ Modern Foreign Languages ○ Creative Arts ○ Physical Education 	
Post 16 Pathway +						
Pre Formal Curriculum For learners with Profound and Multiple Difficulties		Semi-Formal Curriculum For learners with Severe Learning Difficulties		Formal Curriculum For learners with Moderate Learning Difficulties		

Overview of Curriculum Pathways at Linden Lodge

Curriculum Overview at Linden Lodge

Our curriculum is personalised to meet the needs of each pupil and to address the individual strengths and aspirations. We structure the curriculum according to 5 main pathways which enable us to create cohesive frameworks for learning to take place. The + refers to the addition of an extended specialist curriculum which is designed to meet the additional needs of visually and sensory impaired learners. This is integrated into the core curriculum, at times embedded and at times provided as a discrete learning opportunity. We provide access to a curriculum which promotes communication and engagement, develops skills and knowledge and importantly provides pupils with the support to achieve as much independence as possible. We offer accessibility through: qualified specialist teachers of VI/MSI, adapted environment for VI/MSI, resources including equipment for the visually impaired to access learning, specialist teaching approaches including braille.

Early Years Foundation Stage + (2 – 5 years) Pupils follow the EYFS curriculum through the Early Years. This is a developmental curriculum, which plays a diagnostic role in establishing which of the three Curricula the child begins at the end of Early Years. The three key areas on the core EYFS curriculum are: Communication and Language, Physical Development and Personal, Social and Emotional Development.

Pre-formal Pathway + (For pupils with Profound and Multiple Difficulties. Pupils are based in The Harris Centre)

- My Communication
- My Cognition
- My Body
- Me and My Community
- My Care and Independence

Semi-formal Pathway + (For pupils with Severe Learning Difficulties)

- My Communication
- My Thinking
- My Body
- Myself
- My Creativity
- Me and My Community
- How My World Works

The Formal Pathway + (For pupils with Mild to Moderate Learning Difficulties and SEMH)

- English
- Maths
- Science
- Humanities
- Modern Foreign Languages
- Creative Arts
- Physical Education

The MSI Curriculum for Deafblind pupils (2-19 years).

Pupils are based in **The Alba Centre** for deafblind. This pathway covers all abilities and the curriculum is based on the Victoria School curriculum bridging PMLD, SLD and beyond.

Post 16 Pathway +

Pre Formal Curriculum

For pupils with Profound and Multiple Difficulties

Semi-Formal Curriculum

For pupils with Severe Learning Difficulties

Formal Curriculum

For pupils with Moderate Learning Difficulties

In addition to learning targets linked to pupils EHCP aspiration outcomes, insights generated through additional assessment systems inform overall judgements about the quality of progress made across the school (holistic data). Due to the diversity and complexity of the school population, the suites of additional assessments are pre-agreed with the Governing Body, parents and families, therapy team and NHS professionals.

Additional Assessment Systems Informing Holistic Data on Learning and Progress

Assessment System:	Pathway:
Development Matters	Early Years Foundation Stage
Mapping and Assessing Pupils Progress	EYFS, Semi-Formal, Formal, Pre-Formal, P-16
Pre-key Stage Standards	Formal, Semi-Formal
English and Maths standardised assessment	Semi-formal and Formal
Accreditations	From Ks3 – all pathways
Engagement Profile	Pre-formal
Deafblind Assessment	All Pathways
Functional Vision Assessments	All Pathways
Audiological Reviews	All Pathways

Evaluations of pupil progress therefore, is based on ‘Holistic Data’ that has been generated through a combination of both ‘hard data’ (for example from Development Matters) and ‘soft data’ (from individual targets). We contextualise progress through the use of both ‘hard data’ and ‘soft data’ to reflect the full picture of progress.



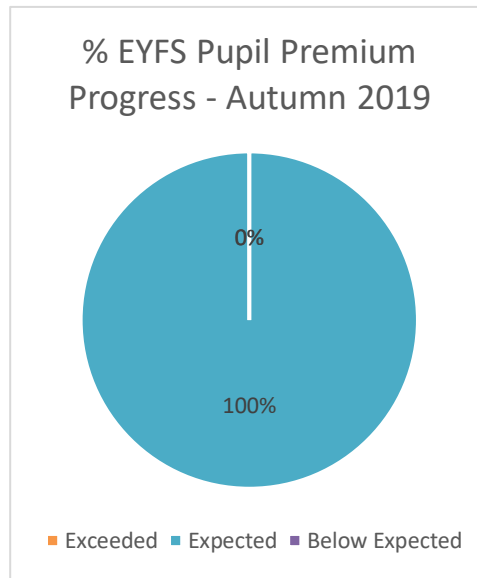
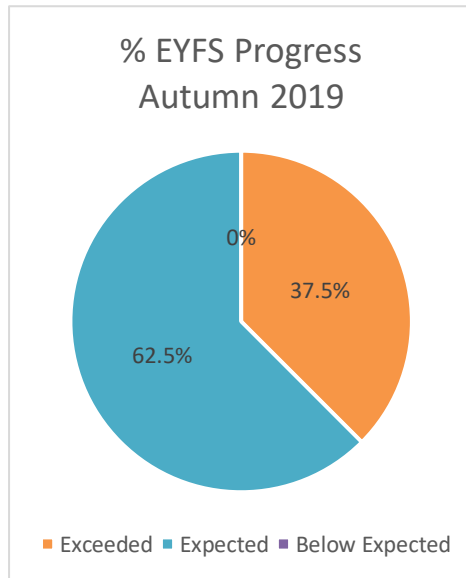
Progress Headlines

EYFS – Autumn 2019

EYFS Progress Data - Autumn 2019						
Progress	Pupil #	%	EAL #	%	Pupil Premium #	%
Exceeded	3	37.5%	0	n/a	0	0%
Expected	5	62.5%	0	n/a	4	100%
Below Expected	0	0%	0	n/a	0	0%
Total	8		0		4	
Expected & Exceeded Progress	100%		n/a		100%	

EYFS Progress Headlines:

- 100% of pupils made *expected and exceeding* progress
- 100% of pupils qualified for Pupil Premium made *expected* progress



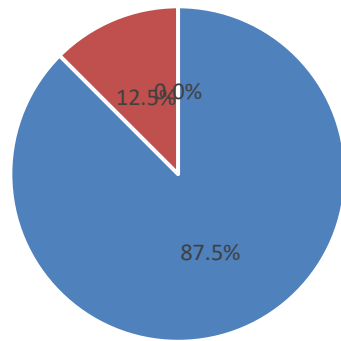
EYFS – Spring 2020

EYFS Progress Data - Spring 2020						
Progress	Pupil #	%	EAL #	%	Pupil Premium #	%
Exceeded	7	87.5%	0	n/a	3	75%
Expected	1	12.5%	0	n/a	1	25%
Below Expected	0	0.0%	0	n/a	0	0%
Total	8		0		4	
Expected & Exceeded Progress	100%		n/a		100%	

EYFS Progress Headlines:

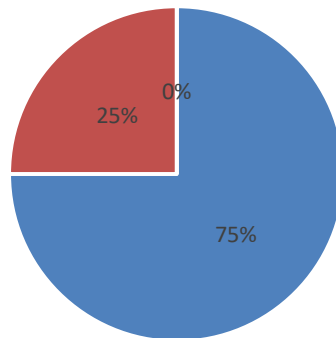
- 100% of pupils made *expected and exceeding* progress
- 100% of pupils qualified for Pupil Premium made *expected and exceeding* progress

% EYFS Progress Spring 2020



■ Exceeded ■ Expected ■ Below Expected

% EYFS Pupil Premium Progress - Spring 2020



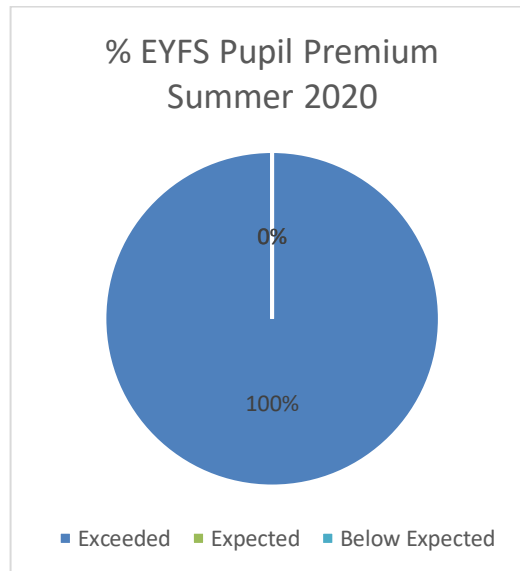
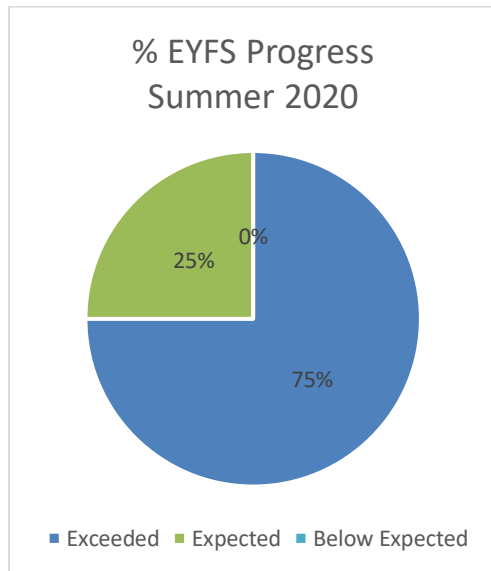
■ Exceeded ■ Expected ■ Below Expected

EYFS – Summer 2020

End of EYFS Progress Data - Summer 2020						
Progress	Pupil #	%	EAL #	%	Pupil Premium #	%
Exceeded	6	75%	0	n/a	4	100%
Expected	2	25%	0	n/a	0	0%
Below Expected	0	0%	0	n/a	0	0%
Total	8		0		4	
Expected & Exceeded Progress	100%		n/a		100%	

EYFS Progress Headlines:

- 100% of pupils made *expected and exceeding* progress at the end of EYFS
- 100% of pupils qualified for Pupil Premium *exceeding* progress at the end of EYFS



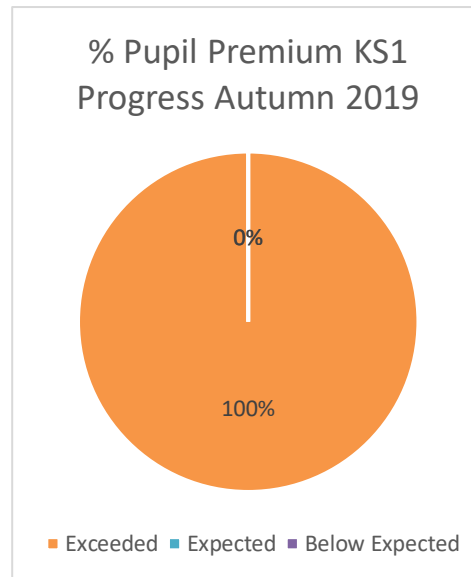
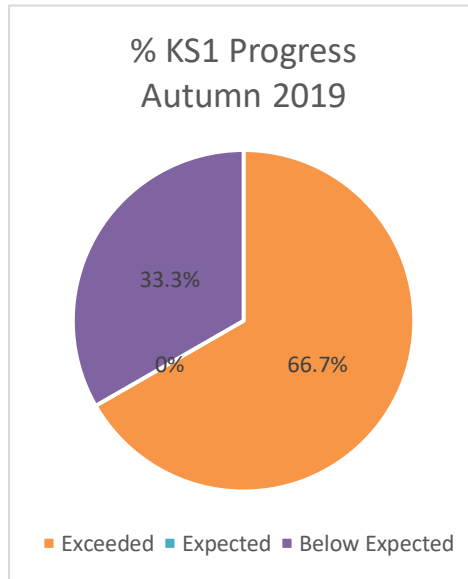
Key Stage 1 - Autumn 2019

KS1 Progress Data - Autumn 2019						
Progress	Pupil #	%	EAL #	%	Pupil Premium #	%
Exceeded	2	66.7%	0	n/a	1	100%
Expected	0	0%	0	n/a	0	0%
Below Expected	1	33.3%	0	n/a	0	0%
Total	3		0		1	
Expected & exceeded progress	66.7%		n/a		100%	

Key Stage 1 Progress Headlines:

- 66.7 % of pupils made *expected and exceeding* progress
- 33.3% of pupils (1) have made below expected progress

- 100% of pupils qualified for Pupil Premium made *exceeding* progress



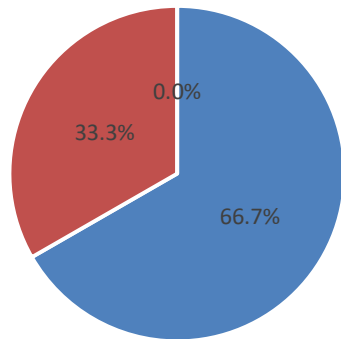
Key Stage 1 - Spring 2020

KS1 Progress Data - Spring 2020						
Progress	Pupil #	%	EAL #	%	Pupil Premium #	%
Exceeded	2	66.7%	0	n/a	1	100%
Expected	1	33.3%	0	n/a	0	0%
Below Expected	0	0.0%	0	n/a	0	0%
Total	3		0		1	
Expected & Exceeded Progress	100.0%		n/a		100%	

Key Stage 1 Progress Headlines:

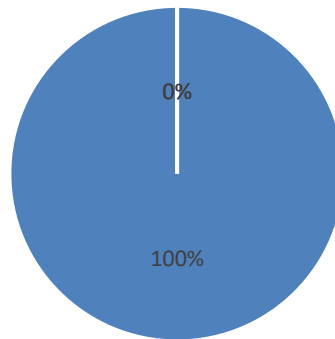
- 100 % of pupils made *expected and exceeding* progress
- 100% of pupils qualified for Pupil Premium made *exceeding* progress

% KS1 Progress Spring 2020



■ Exceeded ■ Expected ■ Below Expected

% Pupil Premium KS1 Progress Spring 2020



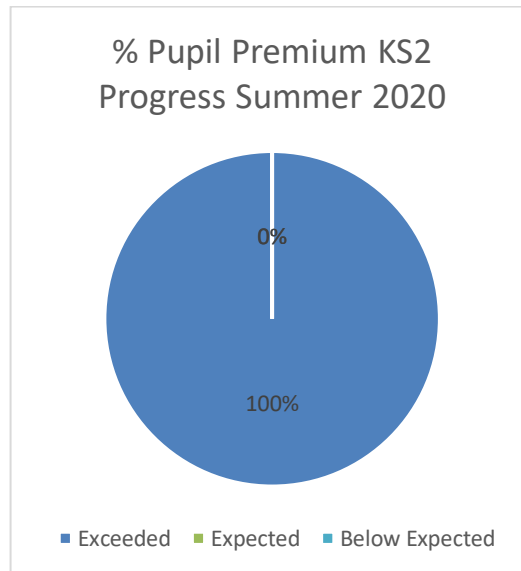
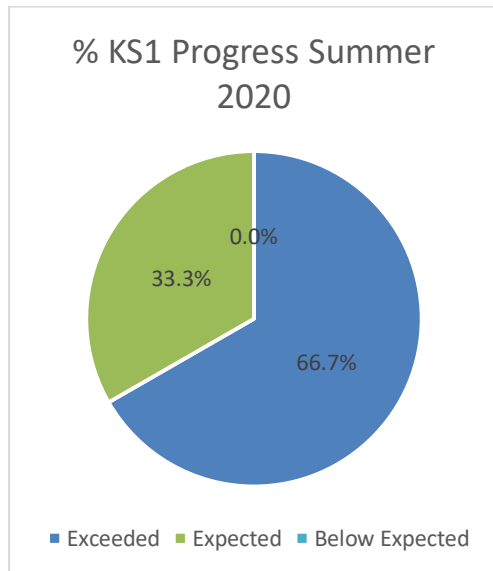
■ Exceeded ■ Expected ■ Below Expected

Key Stage 1 - Summer 2020

End of KS1 Progress Data - Summer 2020						
Progress	Pupil #	%	EAL #	%	Pupil Premium #	%
Exceeded	2	66.7%	0	n/a	1	100%
Expected	1	33.3%	0	n/a	0	0%
Below Expected	0	0.0%	0	n/a	0	0%
Total	3		0		1	
Expected & Exceeded Progress	100%		n/a		100%	

Key Stage 1 Progress Headlines:

- 100 % of pupils made *expected and exceeding* progress at the end of key stage 1
- 100% of pupils qualified for Pupil Premium made *exceeding* progress at the end of key stage 1



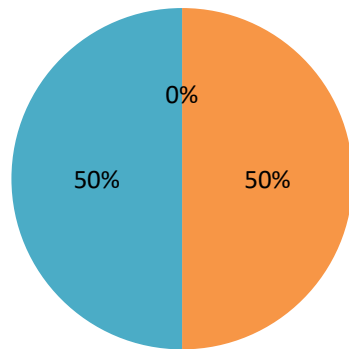
Key Stage 2 – Autumn 2019

KS2 Progress Data - Autumn 2019						
Progress	Pupil #	%	EAL #	%	Pupil Premium #	%
Exceeded	1	25%	0	n/a	1	50%
Expected	3	75%	0	n/a	1	50%
Below Expected	0	0%	0	n/a	0	0%
Total	4		0		2	
Expected & exceeded progress	100%		n/a		100%	

Key Stage 2 Progress Headlines:

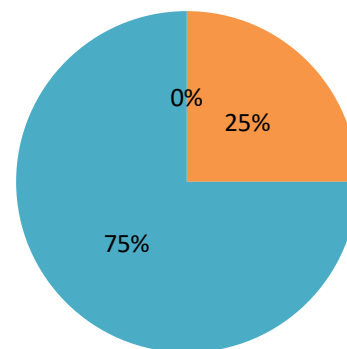
- 100% of pupils made *expected and exceeding* progress at the end of key stage 2
- 100% of pupils qualified for Pupil Premium made *expected and exceeding* progress at the end of key stage 2

% Pupil Premium KS2 Progress Autumn 2019



Exceeded Expected Below Expected

% KS2 Progress Autumn 2019



Exceeded Expected Below Expected

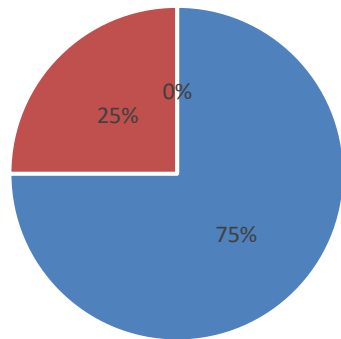
Key Stage 2 – Spring 2020

KS2 Progress Data - Spring 2020						
Progress	Pupil #	%	EAL #	%	Pupil Premium #	%
Exceeded	3	75%	0	n/a	1	50%
Expected	1	25%	0	n/a	1	50%
Below Expected	0	0%	0	n/a	0	0%
Total	4		0		2	
Expected & Exceeded Progress	100%		n/a		100%	

Key Stage 2 Progress Headlines:

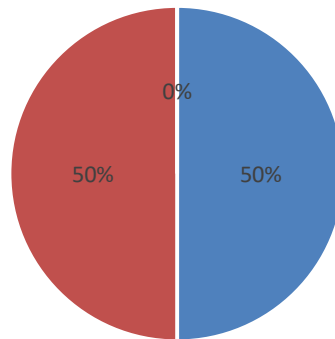
- 100% of pupils made *expected and exceeding* progress
- 100% of pupils qualified for Pupil Premium made *expected and exceeding* progress

% KS2 Progress Spring 2020



■ Exceeded ■ Expected ■ Below Expected

% Pupil Premium KS2 Progress Spring 2020



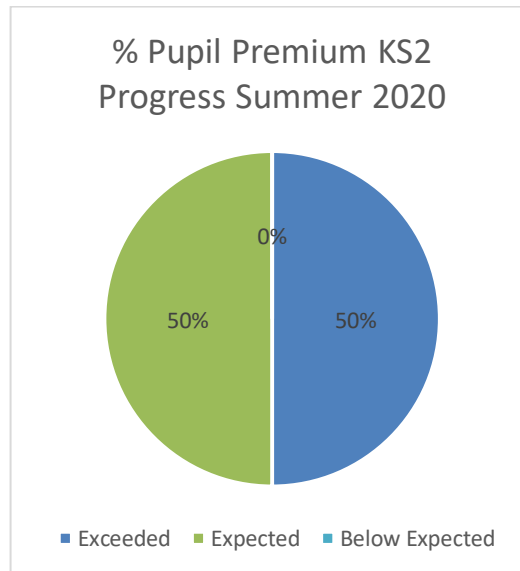
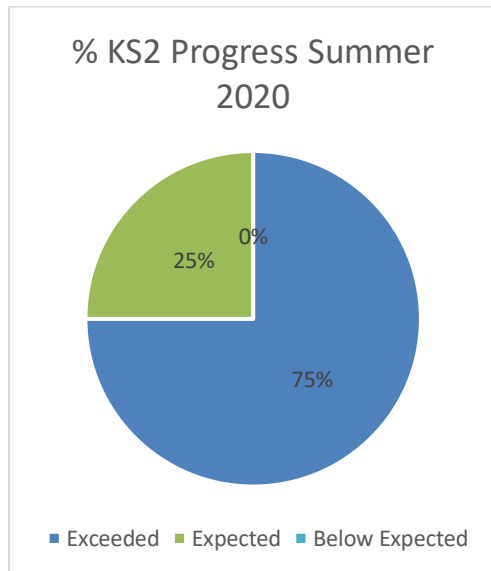
■ Exceeded ■ Expected ■ Below Expected

Key Stage 2 – Summer 2020

End of KS2 Progress Data - Summer 2020						
Progress	Pupil #	%	EAL #	%	Pupil Premium #	%
Exceeded	3	75%	0	n/a	1	50%
Expected	1	25%	0	n/a	1	50%
Below Expected	0	0%	0	n/a	0	0%
Total	4		0		2	
Expected & Exceeded Progress	100%		n/a		100%	

Key Stage 2 Progress Headlines:

- 100% of pupils made *expected and exceeding* progress at the end of key stage 2
- 100% of pupils qualified for Pupil Premium made *expected and exceeding* progress at the end of key stage 2

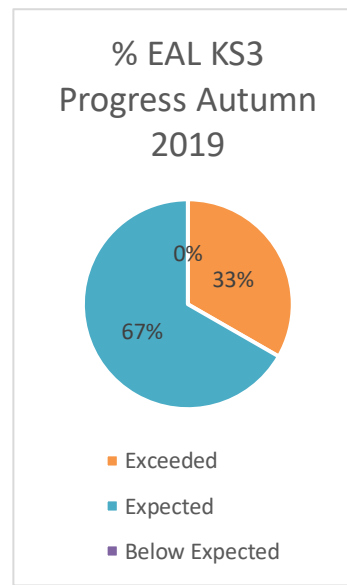
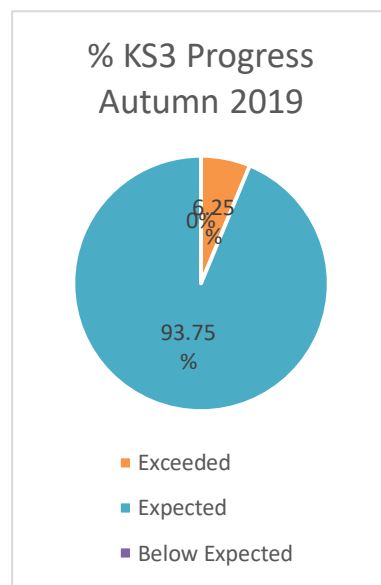
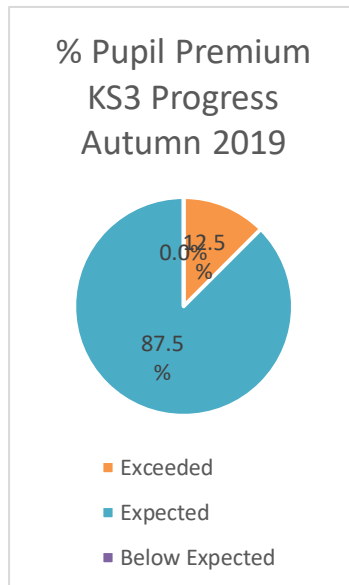


Key Stage 3 – Autumn 2019

KS3 Progress Data - Autumn 2019						
Progress	Pupil #	%	EAL #	%	Pupil Premium #	%
Exceeded	1	6.25%	1	33%	1	12.5%
Expected	15	93.75%	2	67%	7	87.5%
Below Expected	0	0%	0	0%	0	0.0%
Total	16		3		8	
Expected & exceeded progress	100%		100%		100%	

Key Stage 3 Progress Headlines:

- 100% of pupils made *expected and exceeding* progress
- 100% of EAL pupils made *expected and exceeding* progress
- 100% of pupils qualified for Pupil Premium made *expected and exceeding* progress

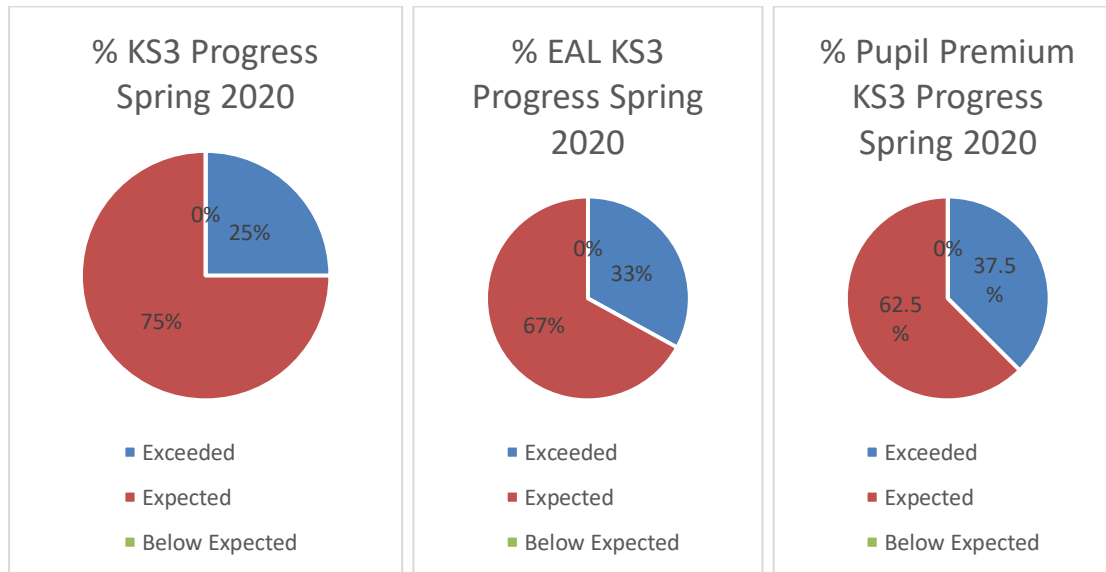


Key Stage 3 – Spring 2020

KS3 Progress Data - Spring 2020						
Progress	Pupil #	%	EAL #	%	Pupil Premium #	%
Exceeded	4	25%	1	33%	3	37.5%
Expected	12	75%	2	67%	5	62.5%
Below Expected	0	0%	0	0%	0	0%
Total	16		3		8	
Expected & exceeded progress	100%		100%		100%	

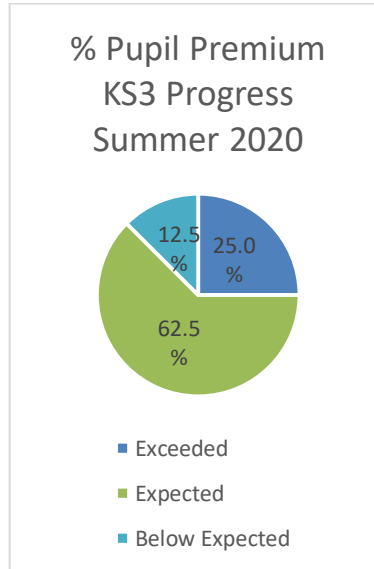
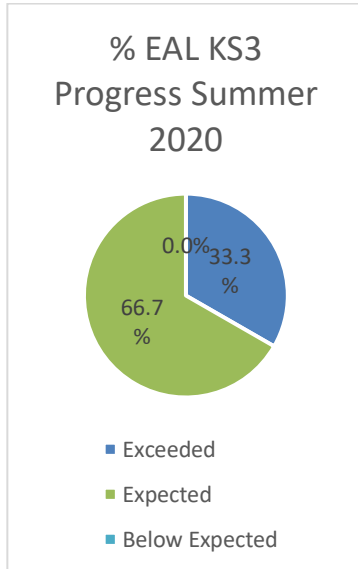
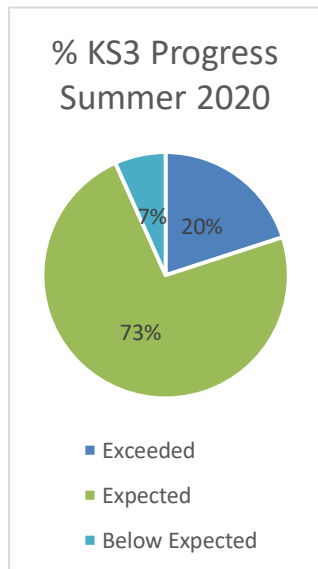
Key Stage 3 Progress Headlines:

- 100% of pupils made *expected and exceeding* progress
- 100% of EAL pupils made *expected and exceeding* progress
- 100% of pupils qualified for Pupil Premium made *expected and exceeding* progress



Key Stage 3 – Summer 2020

End of KS3 Progress Data - Summer 2020						
Progress	Pupil #	%	EAL #	%	Pupil Premium #	%
Exceeded	3	20%	1	33.3%	2	25.0%
Expected	11	73%	2	66.7%	5	62.5%
Below Expected	1	7%	0	0.0%	1	12.5%
Total	15		3		8	
Expected & exceeded progress	93%		100%		87.5%	



Key Stage 3 Progress Headlines:

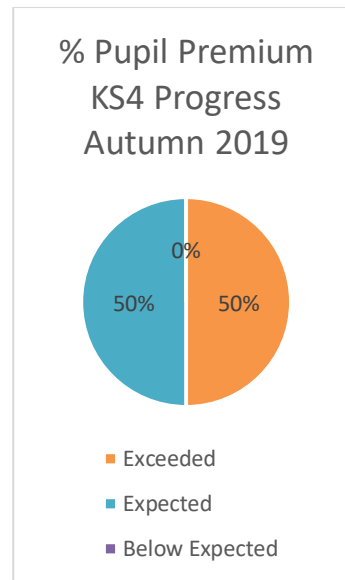
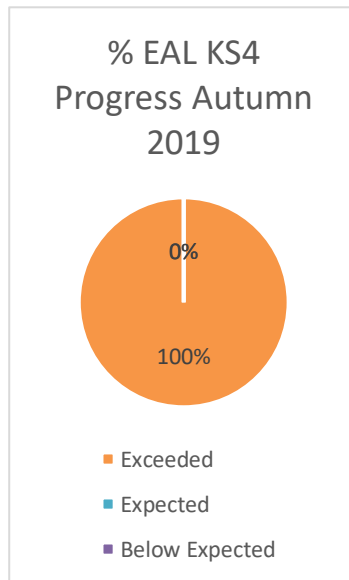
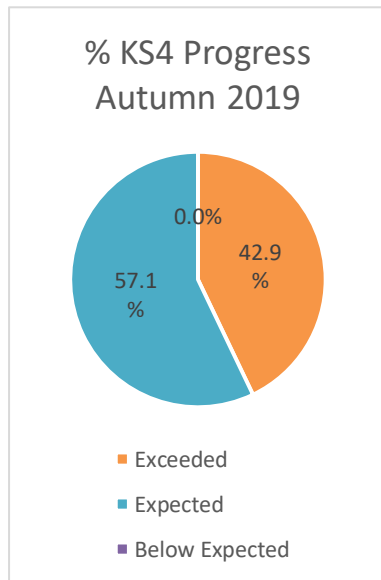
- 93% of pupils made *expected and exceeding* progress at the end of key stage 3
- 7% of pupils (1) made below expected progress at the end of key stage 3
- 100% of EAL pupils made *expected and exceeding* progress at the end of key stage 3
- 87.5% of pupils qualified for Pupil Premium made *expected and exceeding* progress at the end of key stage 3
- 12.5% of pupils (1) qualified for Pupil Premium made below expected progress at the end of key stage 3

Key Stage 4 – Autumn 2019

KS4 Progress Data - Autumn 2019						
Progress	Pupil #	%	EAL #	%	Pupil Premium #	%
Exceeded	3	42.9%	1	100%	1	50%
Expected	4	57.1%	0	0%	1	50%
Below Expected	0	0.0%	0	0%	0	0%
Total	7		1		2	
Expected & exceeded progress		100%		100%		100%

Key Stage 4 Progress Headlines:

- 100% of pupils made *expected and exceeding* progress at the end of key stage 4
- 100% of EAL pupils made *exceeding* progress at the end of key stage 4
- 100% of pupils qualified for Pupil Premium made *expected and exceeding* progress at the end of key stage 4

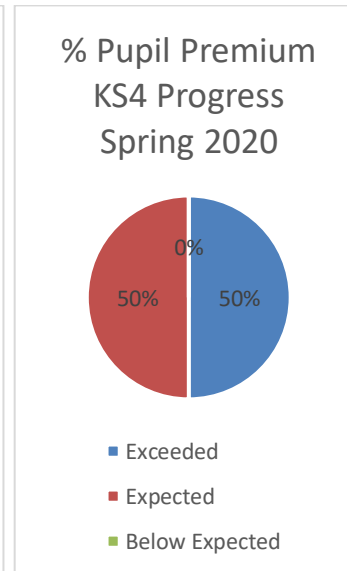
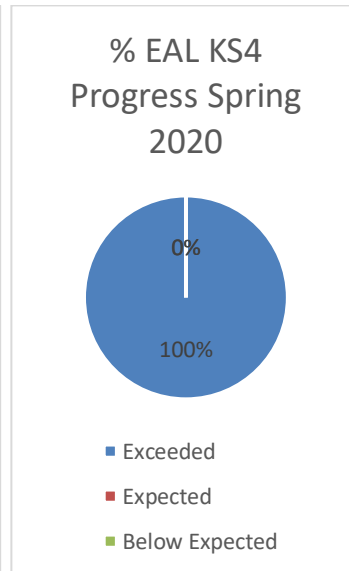
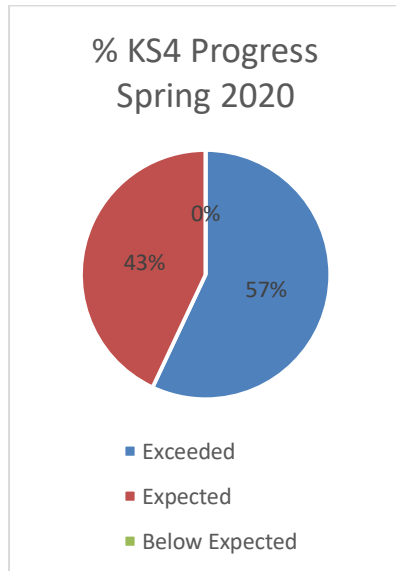


Key Stage 4 – Spring 2020

KS4 Progress Data - Spring 2020						
Progress	Pupil #	%	EAL #	%	Pupil Premium #	%
Exceeded	4	57%	1	100%	1	50%
Expected	3	43%	0	0%	1	50%
Below Expected	0	0%	0	0%	0	0%
Total	7		1		2	
Expected & exceeded progress		100%		100%		100%

Key Stage 4 Progress Headlines:

- 100% of pupils made *expected and exceeding* progress
- 100% of EAL pupils made *exceeding* progress
- 100% of pupils qualified for Pupil Premium made *expected and exceeding* progress

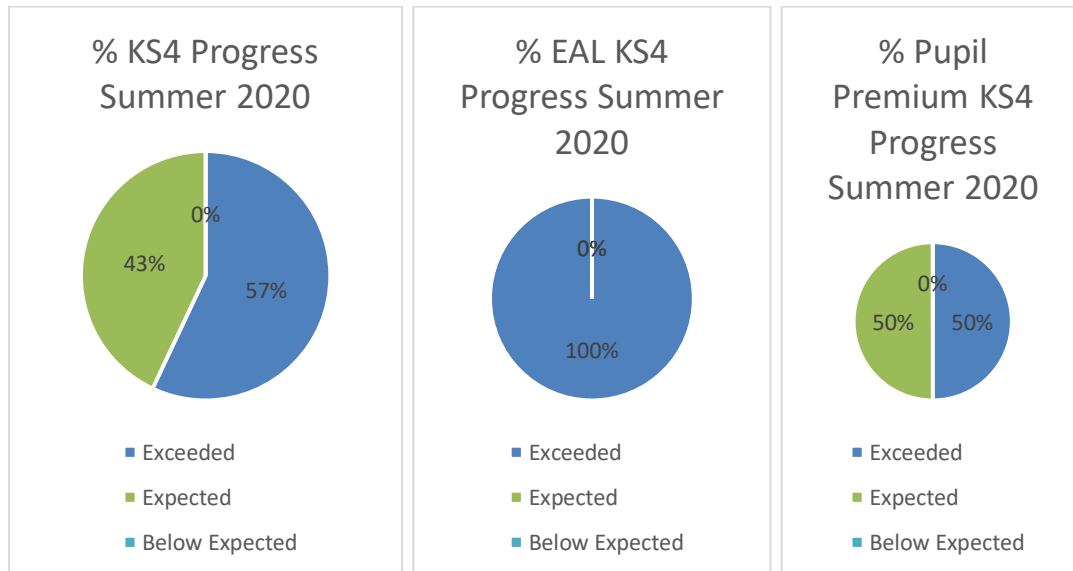


Key Stage 4 – Summer 2020

End of KS4 Progress Data - Summer 2020						
Progress	Pupil #	%	EAL #	%	Pupil Premium #	%
Exceeded	4	57%	1	100%	1	50%
Expected	3	43%	0	0%	1	50%
Below Expected	0	0%	0	0%	0	0%
Total	7		1		2	
Expected & exceeded progress	100%		100%		100%	

Key Stage 4 Progress Headlines:

- 100% of pupils made *expected and exceeding* progress at the end of key stage 4
- 100% of EAL pupils made *exceeding* progress at the end of key stage 4
- 100% of pupils qualified for Pupil Premium made *expected and exceeding* progress at the end of key stage 4



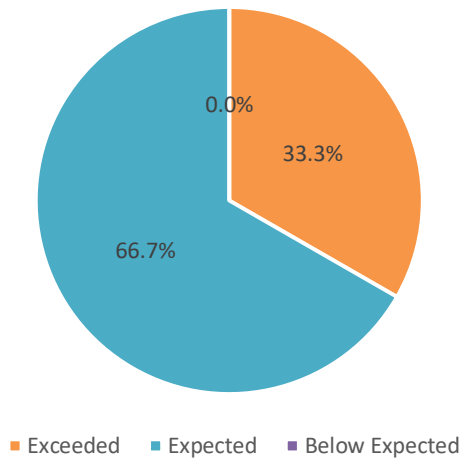
Key Stage 5 – Autumn 2019

KS5 Progress Data - Autumn 2019						
Progress	Pupil #	%	EAL #	%	Pupil Premium #	%
Exceeded	4	33.3%	0	n/a	0	n/a
Expected	8	66.7%	0	n/a	0	n/a
Below Expected	0	0.0%	0	n/a	0	n/a
Total	12		0		0	
Expected & exceeded progress	100%		n/a		n/a	

Key Stage 4 Progress Headlines:

- 100% of pupils made *expected and exceeding* progress

% KS5 Progress Autumn 2019



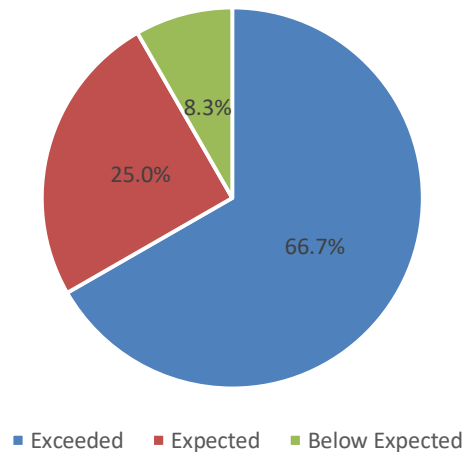
Key Stage 5 – Spring 2020

KS5 Progress Data - Spring 2020						
Progress	Pupil #	%	EAL #	%	Pupil Premium #	%
Exceeded	8	66.7%	0	n/a	0	n/a
Expected	3	25.0%	0	n/a	0	n/a
Below Expected	1	8.3%	0	n/a	0	n/a
Total	12		0		0	
Expected & exceeded progress	91.7%		n/a		n/a	

Key Stage 4 Progress Headlines:

- 91.7% of pupils made *expected and exceeding* progress
- 8.3% of pupils (1) made below expected progress

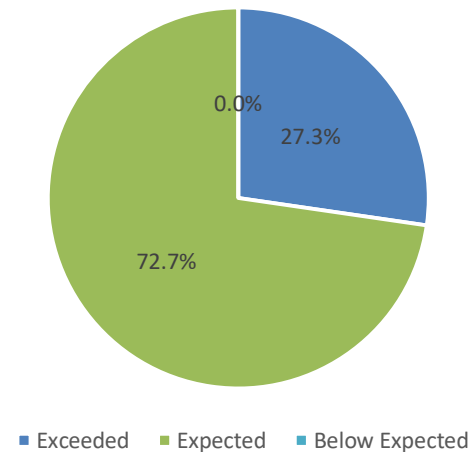
% KS5 Progress Spring 2020



Key Stage 5 – Summer 2020

End of KS5 Progress Data - Summer 2020						
Progress	Pupil #	%	EAL #	%	Pupil Premium #	%
Exceeded	3	27.3%	0	n/a	0	n/a
Expected	8	72.7%	0	n/a	0	n/a
Below Expected	0	0.0%	0	n/a	0	n/a
Total	11		0		0	
Expected & exceeded progress	100%		n/a		n/a	

% KS5 Progress Summer 2020



Key Stage 4 Progress Headlines:

- 100% of pupils made *expected and exceeding* progress at the end of key stage 5

Leavers Destinations Summer 2020

Number of pupils	Destination
1	Dorton College
1	FE College on the Isle of Wight
1	Royal Academy for the Deaf in Exeter (Residential Placement)
2	Orchard Hill College
4	Croydon College
1	Nash College